

ersa

operational



ersa

About
ersa



Ersa, since its foundation was laid in 1958 by Metin Atabey Ata in a metal workshop in Sivas, has become one of Turkey's largest furniture manufacturer with its innovative and high-quality products and exportation to 41 countries across the world. While continuing its design and innovation-oriented growth every year, Ersa celebrates the 60th anniversary of its establishment with a product range developed for workspaces as well as living spaces.



Product

Ranking as one of the largest manufacturers within the sector with its 4,5 million square meters panel boards, 500.000 linear meters of laminated panels and 530.000 pieces of furniture production capacity at the 60,000 square meters production area in Ankara; Ersa adopts an environmentally friendly and innovative production approach both in the structural features of its factory and production facilities.

60+ International Design Awards

As Ersa adopts the principle of adding a value to the future, the firm has advanced, in this context by preserving and developing its design perspective, since the day it was founded. Reinforcing its innovative, modern and developer approach to design with more than 60 national and international awards, the company maintains this vision and improves it day by day through collaborations with numerous Turkish and international designers.

Ersa views sustainability not as a requirement, but as a *step forward*.



Ersa Sustainability Approach

From 1958 to today, the Ersa story approaches sustainability not as a result, but as an ongoing journey.

Going beyond form and function, Ersa considers the entire process as a whole — from raw materials and production to user experience and environmental impact. By bringing the values of the past together with the needs of today, Ersa aims to create more balanced, conscious, and livable spaces for future generations. Sustainability is an integral part of good design for Ersa.

MATERIAL CHOICES AND
DETAILS DESIGNED FOR LONG-TERM USE.

Designers & Ersa Studio



Paolo Piva



Claudio Bellini



Studio Schrofer



Studio Balutto Associati



Cappelletti Architetti



Ece Yalın Design Studio



Erdem Akan & Boğaç Şimşir



Yonoh Studio



Toine van den Heuvel



Kadir Cem Tuğcu



Burak Koçak



Klan Studio



Alexis & Murat Şanal




Rüyâ Akyol Studio



Cansu Ata



Şule Koç



Ersa Studio

Driven by its passion for good design since the very beginning, Ersa collaborates with numerous Turkish and international designers, and also offers designs by some of the leading brands to the Turkish market through global partnerships. As the owner of more than sixty prestigious local and international awards, Ersa believes in the power of good design and addresses design together with the idea behind it while developing and masterfully crafting products to offer users a new and unique experience beyond function.



Designers

Driven by its passion for good design since the very beginning, Ersa collaborates with numerous Turkish and international designers, and also offers designs by some of the leading brands to the Turkish market through global partnerships. As the owner of more than fifty prestigious local and international awards, Ersa believes in the power of good design and addresses design together with the idea behind it while developing and masterfully crafting products to offer users a new and unique experience beyond function.

Ersa Studio

Adopting a technological, innovative and environmentally friendly approach to production, Ersa, besides its manufacturing power aims to offer innovations with high added value in all processes from raw materials to end products by investing in R&D and design capacities. Having launched Turkey's first R&D and Design Center in the field of office furniture in 2017, Ersa carries out activities for the development and production of raw materials and semi-finished products to support innovative and technological design in the furniture industry.

Index



- Operational Desks
- Seminar & Height-Adjustable Desks
- Cabinets and Pedestals
- Side & Coffee Tables
- Bookshelves
- Office Chairs

OPERATIONAL DESKS



Magro



So



Yoka



Hana



Luta



Domino



Palia



Sora

SEMINAR AND HEIGHT ADJUSTABLE DESKS



Gavina



Fuji



Thor



Oleo

CABINETS AND PEDESTALS



Steam



Arcadian



Scala



Locker



Zen

SIDE & COFFEE TABLES



Inclined



Corner



Envelope



Epilogue



Hi



Kilig



Vim



Mikado



Alpas



Frame

BOOKSHELVES AND SIDEBOARDS



Lin



Odin



Libro

OFFICE CHAIRS



Maira



Nexa



Calypso



Joga



Opia



Risus



Caligo



Pan



Snap



Crest



Nora



Leto

PANEL SYSTEMS



Alveare



Fjord



Karma



Armor



Heka



Shield



Nock



Sintio



Deflex



Alveare



Fjord



Karma

ACCESSORIES



Big Binder



Tower Box



Cable Box



Nomus



Craft

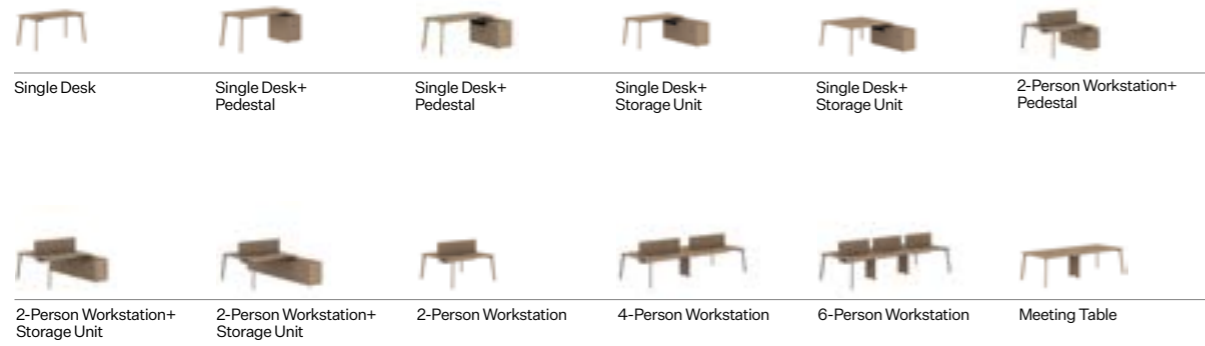
Operational Desks



Magro
So
Yoka
Hana
Luta
Domino
Palia
Sora

Magro

Operational Desk



Designer:

Kadir Cem Tuğcu



Magro operational table series reflects the dynamism of different materials by bringing metal and wood together in a single structure. The wooden coating workmanship applied as a whole to the table top and the table surface stands out as the most striking design detail of Magro. The metal layered leg design, located between two wooden panels, both appeals to the eye with its thinness and saves space in the used area. Single person desks and desk systems for 2,3,4 and 6 person in the series offer a regular desk usage with storage unit attachments such as caisson and shelving.



Magro

Kadir Cem Tuğcu



So

Operational Desk



Designer:

Claudio Bellini



So operational desk series, designed by Claudio Bellini; stands out as a product group that represents a minimal and flowing style. Displaying a unique stance with its diagonal leg design, So has a variety of sizes and models ranging from single person desks to 4 person desk systems. The caisson and shelving attachments offered to create a more organized working environment for the user while providing extra functionality with the tray area on the upper surface.



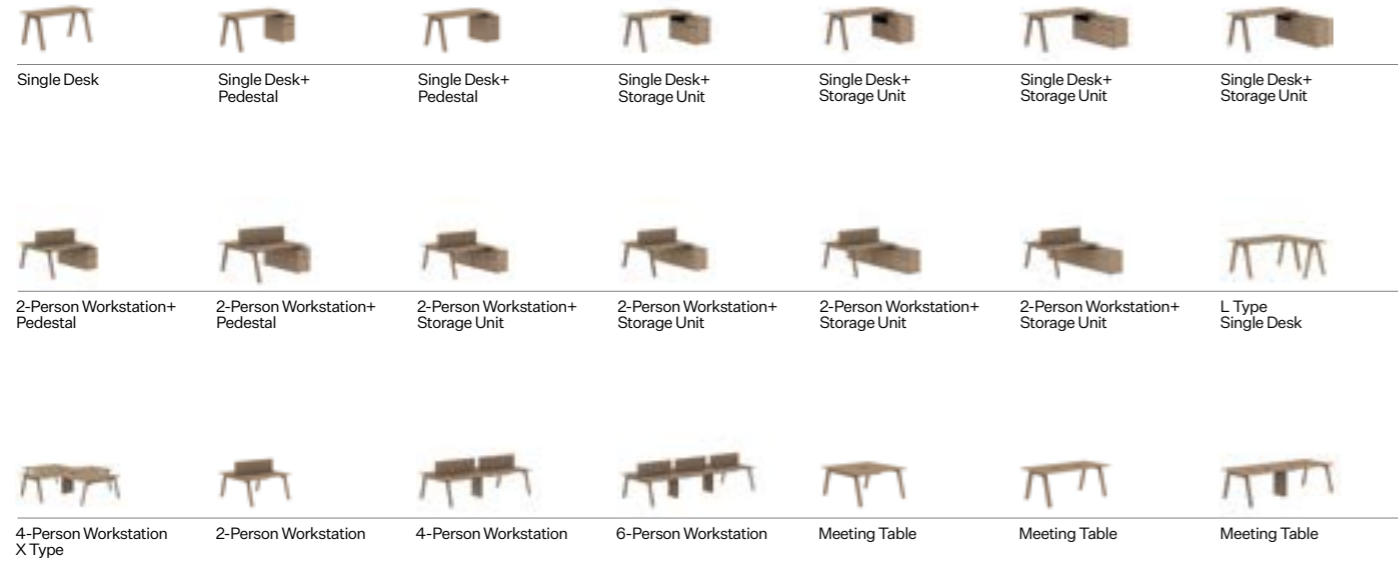
So

Claudio Bellini



Yoka

Operational Desk



Designer:

Kadir Cem Tuğcu



Yoka operational desk series makes a difference with its design and material engineering for contemporary workspaces. The diagonally arranged elliptical legs, which distinguish the Yoka desk as a whole from standard work desks, are offered with metal or wood veneer alternatives applied with a special technique on metal. The table top, which is produced with a curved cut towards the bottom surface, visually displays a thin and light appearance, while guaranteeing durability with its material. The series, which has alternative model and size options ranging from single work desks to 2, 3, 4 and 6 person systems, promises regular and functional usage in work areas with its caisson, shelving and divider panel attachments.



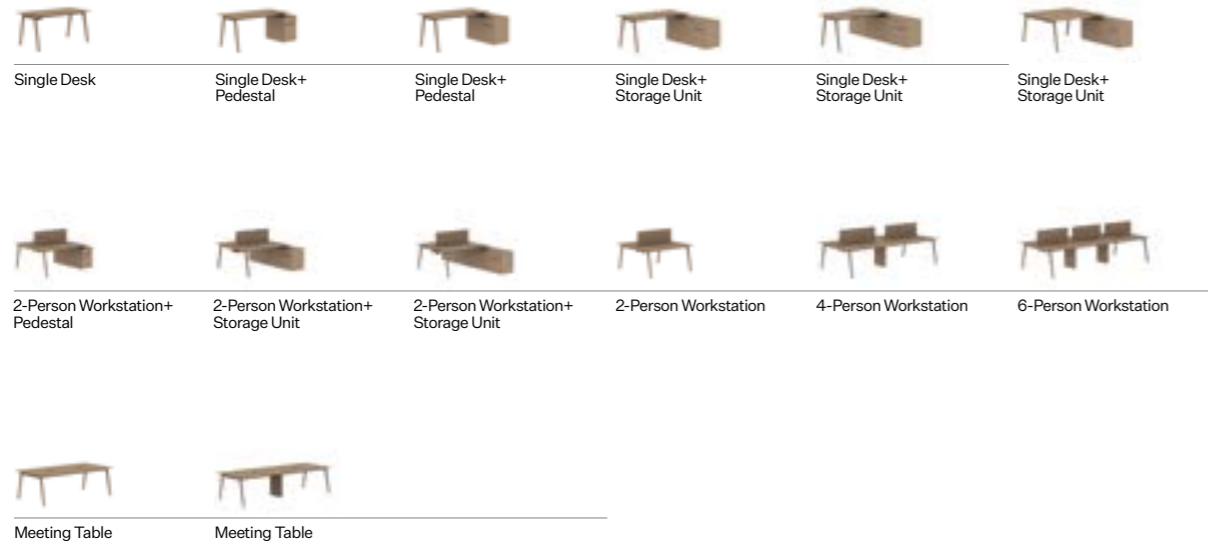
Yoka

Kadir Cem Tuğcu



Hana

Operational Desk



Designer:

Kadir Cem Tuğcu



Hana, is a dynamic desk group with its angled foot structure and felt panel attachment. With its single, double, quartet and hexadecimal alternatives, it offers the most appropriate answer to the needs in work areas. Hana, which's legs are diversified with different color alternatives, easily adapts to the place where it is located. The desk group also offers a various storage solution to its users with the caisson and shelving add-ons optionally included in its design.




Hana

Kadir Cem Tuğcu



Luta

Operational Desk



Designer:

Ersa Studio



Luta operational desk series represents an environmentally friendly production approach with minimum material usage. With its thin table top and triangular leg structure that offers a unique aesthetic appearance from every angle, Luta offers a minimal and functional usage that is free from excess details. Luta can be positioned in many places from operational work areas to open offices, from home-offices to executive units, thanks to the single-person desks and 2-, 3-, 4-, and 6-fold desk systems in the series. It is possible to create a more organized and functional working environment with multi-purpose storage add-ons such as caisson and shelving.




Luta

Ersa Studio



Domino

Operational Desk



Designer:

Ersa Studio



Domino operational desk is a series that meets the needs of workspaces with minimal details. The product family, which extends from a single desk to a six-person multi-desk system, provides users with a more organized and functional working environment with multi-purpose storage add-ons such as caisson and shelving. All office desk models in the Domino series offer alternatives for many spaces, from operational work areas to open offices, from home-offices to executive units, with their size options.



Domino

Ersa Studio



Palia

Operational Desk



Designer:

Ersa Studio



Standing out with its modern and elegant lines, the Palia operational desk series offers both aesthetic and functional solutions with its slim metal leg design and integrated storage system. Developed with a variety of size options, Palia adapts seamlessly to workspaces, meeting the needs of contemporary offices.



Palia

Ersa Studio



Sora

Operational Desk

Designer:

**Kadir Cem
Tuğcu**



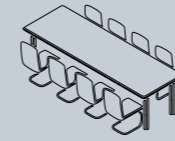
With its interlocking metal tube leg structure, Sora offers flexible solutions by adapting to different working heights. Thanks to its optional table accessories, it easily meets a variety of needs. Add-on drawer and shelf modules create a well-organized, spacious, and comfortable workspace.



Sora

Kadir Cem Tuğcu

Seminar Desks



Gavina

Gavina

Seminar Desk



Foldable Single Desk



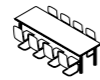
Step 1

Step 2

Step 3

Designer:

Kadir Cem Tuğcu



Gavina seminar table stands out as a series that can be easily articulated with a special piece, making it easy to create the most ideal space arrangement for crowded sessions. Gavina series, which can be stacked with its folding table feature and specially designed form, can be stored in a separate area after use, and it provides mobile use thanks to the brake mechanism on its leg.

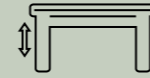


Gavina

Kadir Cem Tuğcu



Height Adjustable Desks



Fuji
Thor
Oleo

Fuji

Height Adjustable Desk



Single Desk



L Type Single Desk



Single Desk+ Storage Unit



Single Desk+ Storage Unit



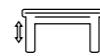
2-Person Workstation



3-Person Workstation X Type

Designer:

Ersa Studio



With a table top made of laminate or melamine material and a metal base that can be raised from 72 cm to 120 cm, Fuji offers functional and practical solutions for operational as well as executive usage with its single leg fixed version standing on a shelving unit in one side.



Fuji

Ersa Studio



Thor

Height Adjustable Desk



Single Desk



Single Desk+ Storage Unit



Single Desk+ Storage Unit



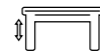
2-Person Workstation



L-Type Single Table

Designer:

Ersa Studio



With a table top made of HPM material and a metal base that can be raised from 72 cm to 120 cm, Thor brings ergonomic solutions to operational areas.



Thor

Ersa Studio

Oleo

Height Adjustable Desk



Single Desk



Single Desk+ Storage Unit



Single Desk+ Storage Unit



2-Person Workstation



X-Type 3-Person Workstation

Designer:

Ersa Studio



With a table top made of laminate or melamine material and a metal base that can be raised from 72 cm to 120 cm, Oleo brings ergonomic solutions to the used areas.



Oleo

Ersa Studio



Cabinets and Pedestals



Steam
Arcadian
Scala
Zen



Locker

Steam

Cabinet and Pedestal



Hinged Door Cabinet



2-Drawer Pedestal



3-Drawer Pedestal



2-Drawer Pedestal with Cushion

Designer:

Ersa Studio



As a storage unit adaptable in almost every space with its metal body, different length alternatives and minimal design features, Steam answers the need of storage in the most proper volume and scale. Steam, which can have different color alternatives on its outer surface, can be shaped according to the space requirements.

Arcadian

Cabinet and Pedestal



Hinged Door Cabinet



Glass Door Cabinet



Open Shelves Cabinet



Combination Door Cabinet



2-Drawer Pedestal



3-Drawer Pedestal



2-Drawer Slim Pedestal



3-Drawer Slim Pedestal



Wardrobe

Designer:

Ersa Studio



Developed with a simple design interpretation for the need of large storage, Arcadian, consists of melamine material. Arcadian's handled design reaching through the cabinet door enables the doors to be opened from every point. Optionally, a glass cover alternative can also be preferred.

Scala

Cabinet and Pedestal



Hinged Door Cabinet Open Shelves Cabinet Combination Door Cabinet Wardrobe



2-Drawer Pedestal 3-Drawer Pedestal 2-Drawer Pedestal with Cushion 2-Drawer Slim Pedestal

Designer:

Ersa Studio



Taking simplicity into the center of its design, Scala emphasizes minimalism in every detail and consists of only melamine as the material. Coming to the forefront with its large storage volume, Scala brings a modern appearance to the workspaces while responding to the needs with different size alternatives, also draws attention as a suitable option for open offices.

Zen

Cabinet



2-unit Cabinet 3-unit Cabinet 4-unit Cabinet



2-Drawer Pedestal 3-Drawer Pedestal 4-Drawer Pedestal

Designer:

Ersa Studio



Produced from only metal, Zen puts all the minimal and functional features of classical pedestals at the center of its design. Offering a static view with its equal-sized drawer units, Zen takes attention with different color alternatives.

Locker



Ersa
Studio



Side & Coffee Tables



Inclined
Corner
Envelope
Epilogue
Hi
Kilig
Vim
Mikado
Alpas
Frame

Inclined

Side&Coffee Table



Combining its simple form with a tabletop supported by an angled metal tube, Inclined offers a design that is both minimal and functional. With its double-module option, it creates a cohesive setup where the elements complement each other seamlessly.



Designer:

**Yonoh
Studio**



Corner

Side&Coffee Table



Developed with cut table in order to serve as a complementary for the table corners, Corner table complies with almost every table with its height adjustable feature. Taking attention by its metal feet and lacquered table surface with different color options, Corner brings dynamism and functionality to the work-spaces with its structure that can rise up to 75 cm.



Designer:

**Erdem Akan
& Boğaç Şimşir**



Envelope

Side&Coffee Table

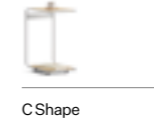


Envelope C is easily integrated with products such as armchairs and sofas, offering a pleasant use to its users.



Designer:

**Ece Yalım
Design Studio**



Epilogue

Side&Coffee Table



Epilogue, developed with a minimal design approach, offers a durable use and provides freedom of movement to its users thanks to its leg positioned in the center of the coffee table.



Designer:

**Ersa
Studio**



Hi

Side&Coffee Table



Serving for multiple roles with its minimum material use, Hi table can be functioned both as table and magazine rack with its metal feet and tray partitions. Its tray separable from the body turns Hi table into a functional design in every place.



Designer:

Şule Koç



Round

Kilig

Side&Coffee Table



Reflecting a modern design line with its cross-joined metal feet reminding of a butterfly, Kilig diversifies as square, round and rectangular while its round and square formed corner table models offer a functional usage with their optional removable tray.



Round



Round



Square



Square



Round



Ellipse



Ellipse



Rectangle

Designer:

Kadir Cem Tuğcu

Vim

Side&Coffee Table



While the Vim coffee table is distinguished from its similars with its cut-top structure, easily adapts to work areas thanks to its minimal appearance.



Designer:

Kadir Cem Tuğcu



Round



Rectangle

Mikado

Side&Coffee Table



Mikado coffee table offers a stylish look to the space with its round or triangular table form and elegant leg design.



Designer:

Ersa Studio



Round



Ellipse

Alpas

Side&Coffee Table



Taking attention with its foot structure at first glance, Alpas provides a dynamic appearance through its dual metal feet and bent-formed base while standing out with its wooden table purified from details. Alpas can be used as a coffee table and a corner table with its round, square and rectangular alternatives within different length options.



Designer:

**Kadir Cem
Tuğcu**



Frame

Side&Coffee Table



Frame coffee table by Ece Yalim Design Studio, which can be preferred according to the geometric needs of the area with its square, rectangular form and storage solution variations, underlines a simple and elegant design approach. Frame can be used in common areas, executive rooms, reception areas and social areas, and gives a modern look to almost every space with its different surface options.




Designer

**Ece Yalim
Design Studio**



Bookshelves



Lin
Odin
Libro

Lin

Bookshelf



Designer:

**Alexis &
Murat Şanal**



Lin bookcase series, which consists of modular structure and independent units, offers various configuration options according to the structure of the interior. Lin, which can be measured at different heights and depths, can be used by being mounted on the wall in the space, or it can also be used as both a library and a divider unit in the space thanks to its two-way modules.



Odin

Bookshelf



1 Column
3-Shelf



1 Column
4-Shelf

Designer:

**Ersa
Studio**



Proposing a dynamic and innovative look with its asymmetrical shelf layout, Odin offers different textures to living and working spaces with a holistic interpretation. Odin bookshelf, which has different material and color alternatives, can be preferred according to the demand of the user.

Libro

Bookshelf



1 Column
3-Shelf



1 Column
4-Shelf



1 Column
5-Shelf



1 Column
6-Shelf



1-Double Sided Column
3-Shelf



2-Double Sided Column
4-Shelf



3-Double Sided Column
5-Shelf



4-Double Sided Column
6-Shelf

Designer:

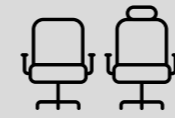
**Ersa
Studio**



The shelf intervals of Libro, whose side panels are made of melamine and whose shelves are made of metal, can be determined by the user. The cross braces on the back of the Libro support the sturdy structure of the bookshelf unit, and are included in the design as an aesthetic detail.



Office Chairs



Moira
Nexa
Calypso
Joga
Opia
Risus
Caligo
Pan
Snap
Crest
Nora
Leto

Moira

Office Chair



Moira task chair series offers a user experience that differs from its similars with its innovative and ergonomic details. Moira presents a special comfort to each user thanks to its mechanism settings such as lumbar support, 4D armrest technology, seat height, seat depth, and gradual back inclination. In addition to the operational task chair, Moira also offers an executive office chair alternative with its headrest model.



Executive Chair

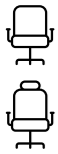
Operational Chair

Designer:

Ersa Studio

Nexa

Office Chair



Nexa, which has a unique back design as well as its minimal style, offers its users a personal comfort experience with its technical features. Nexa, which carries its design to executive chairs with its headrest structure, enables the ideal use for human ergonomics with its adjustable lumbar support and seat height settings.



Executive Chair

Operational Chair

Designer:

Ersa Studio

Calypso

Office Chair



Calypso office chair, which has two different options, with and without a headboard, is preferred in executive rooms. Calypso's back design and the seat font, which looks like two separate parts, are easily separated from its similars.



Executive Chair

Operational Chair

Designer:

Balutto Associati

Joga

Office Chair



With its minimal and rounded back design and technical features, Joga offers a personal comfort experience to its user. It also offers different options with plastic and chrome leg alternatives.



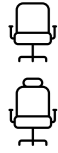
Operational Chair

Designer:

Ersa Studio

Opia

Office Chair



Opia, which has developed with a perfect design line, offers high-level comfort and aesthetics together. Thanks to the lumbar support, 3D armrests, and mechanism settings such as sled font, seat height and gradual back inclination, developed to offer the highest comfort to human ergonomics, it is possible to adjust the most ideal comfort for each user. In addition to the operational office chair, Opia also offers an executive office chair alternative with its headrest model.

Designer:

Ersa Studio

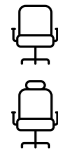


Executive Chair

Operational Chair

Risus

Office Chair



Risus, bringing the power of the classic to the center of its design, is included in the working spaces as a modern task chair thanks to its technical features. While the curved ends on the seat cushion provide a comfortable sitting for the user, the curved back design strengthens the lumbar support. In addition to the 3D armrest technology, it is possible to set the most ideal comfort for each user, thanks to mechanism settings such as sled font, seat height and gradual back inclination. Risus also offers an executive office chair alternative with its headrest model in addition to the operational task chair.

Designer:

Ersa Studio



Executive Chair

Operational Chair

Caligo

Office Chair



With its adjustable lumbar support in the form of a crossed butterfly, mesh backrest structure with headrest and without headrest types, Caligo chair offers an ergonomic seating experience to its users. It offers the opportunity to adjust the most comfortable position with its height and depth adjustable mechanism, while at the same time it impresses with its stylish and simple design form.

Designer:

Ersa Studio

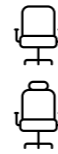


Executive Chair

Operational Chair

Pan

Office Chair



Pan, designed for the best seating experience with ergonomics and engineering solutions, offers the most ideal and comfortable seating experience in line with the needs and preferences of its users. In addition to the flexible back design, 3D armrests, sled font, seat height and gradual back inclination make it possible for each user to create a subjective comfort. Pan also offers an executive task chair alternative with its headrest model in addition to the operational office chair.

Designer:

Ersa Studio

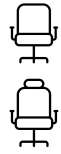


Executive Chair

Operational Chair

Snap

Office Chair



In addition to its minimal style, Snap, with its wide back design and lumbar support, offers its user a personal comfort experience with its technical features. It offers alternatives for both executive and operational uses with its hood and title options.



Executive Chair



Operational Chair

Designer:

Ersa Studio

Nora

Office Chair



Nora, with its back structure designed as a mesh, fits perfectly on the back frame of its user, fully supporting the waist curve and shaped in the most comfortable position. Nora adapts to most office settings thanks to its minimal and modern design.



Executive Chair



Operational Chair

Designer:

Ersa Studio

Crest

Office Chair



Standing out with its minimal and refined backrest design, Crest offers a personalized comfort experience thanks to its advanced technical features. With plastic leg alternatives, it also provides flexible solutions suitable for different usage scenarios.



Executive Chair



Operational Chair

Designer

Ersa Studio

Leto

Office Chair



Leto, which differentiates itself among work chairs with its unique mesh back design, offers its users a personal comfort experience with its technical features.



Operational Chair



Office Chair

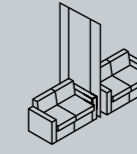
Designer

Ersa Studio

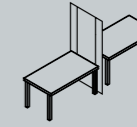
Panel Systems



Alveare
Fjord
Karma
Armor
Heka
Shield
Nock
Sintio
Deflex



Alveare



Alveare
Fjord
Karma

Alveare

Panel System




Developed with a modular solution for workplaces, reception areas and common areas, the panel model of the Alveare series, has easy movement with its wheel system. While the TV is attached to the apparatus located in the middle of the panel, enabling easy presentation with its different modules, it also provides the users with the opportunity to separate working areas.



Designer:

Claudio Bellini



Fjord

Panel System



Fjord series, which is designed as a modular divider panel system, can respond to different needs with a different module structure. Thanks to the apparatus in the TV Panel model, it allows easy presentation by hanging a TV on the panel, and it can be used as a divider in the space with its angular H, L, T, and U types. With its wheeled structure, the individual panels can move.



Designer:

Kadir Cem Tuğcu



Karma

Panel System



Karma series, which is designed as a modular divider panel system, can respond to different needs with a different module structure. Apparatus in the TV Panel model allows easy presentation opportunities by hanging a TV on the panel, and it can be used as a divider in the space with its angular H, L, T, and U types. Karma provides an elegant view to its users by different material choices.



Designer:

Ersa Studio



Armor

Panel System



Armor, which stands out as a portable panel, enables the creation of a safe working area.



Designer:

Ersa Studio

Heka

Panel System



Heka panel, which can be used to separate individual or collective work areas in work areas, offers different configurations for open office work areas with its easily combinable and detachable structure and acoustically regulating design made of felt and different materials.



Designer:

**Ersa
Studio**

Shield

Panel System



Shield panel, which can be preferred as fabric or plexiglass, is preferred for side-by-side seating. Shield, which can be applied in cafeterias and multiple workstation models, can be used in any area with its portable structure.



Designer:

**Ersa
Studio**

Nock

Panel System



Bringing a different design approach to acoustic panel alternatives, Nock allows you to create different patterns on the wall when placed side by side with its square structure.



Designer:


**Kadir Cem
Tuğcu**

Sintio

Panel System



Sintio acoustic panels, produced from felt with its square geometric structure, has the appearance of a sound wave with its round form in the middle. Sintio panels, which can be hung on the wall, allows its users to apply any design they wish, while preventing the echoing and spreading of sound to certain extents with a colorful and fun design.

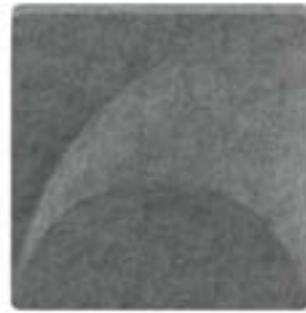


Designer:

**Ersa
Studio**

Deflex

Panel System




Designer

**Kadir Cem
Tuğcu**

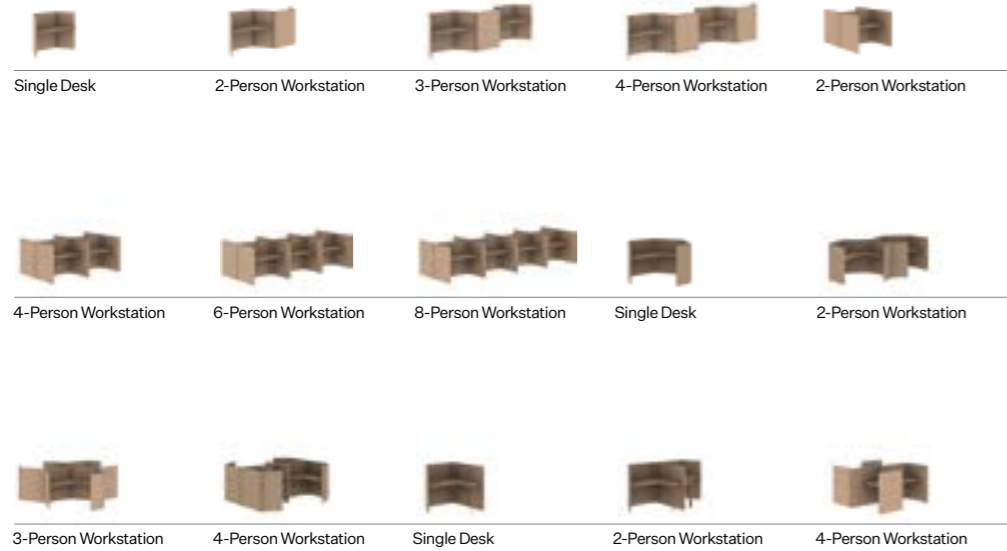


While Deflex acoustic panel allows its users to form any design they wish with its form reminiscent of a sound wave, it prevents the sound from echoing and spreading to certain extents with a colorful and entertaining design.



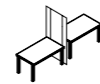
Alveare

Workstation



Designer:

**Claudio
Bellini**



Alveare, designed by Claudio Bellini, which can be used to separate individual or collective work areas in open office workspaces, if desired, offers different configurations to dynamic workspaces with its easily combinable and detachable structure.

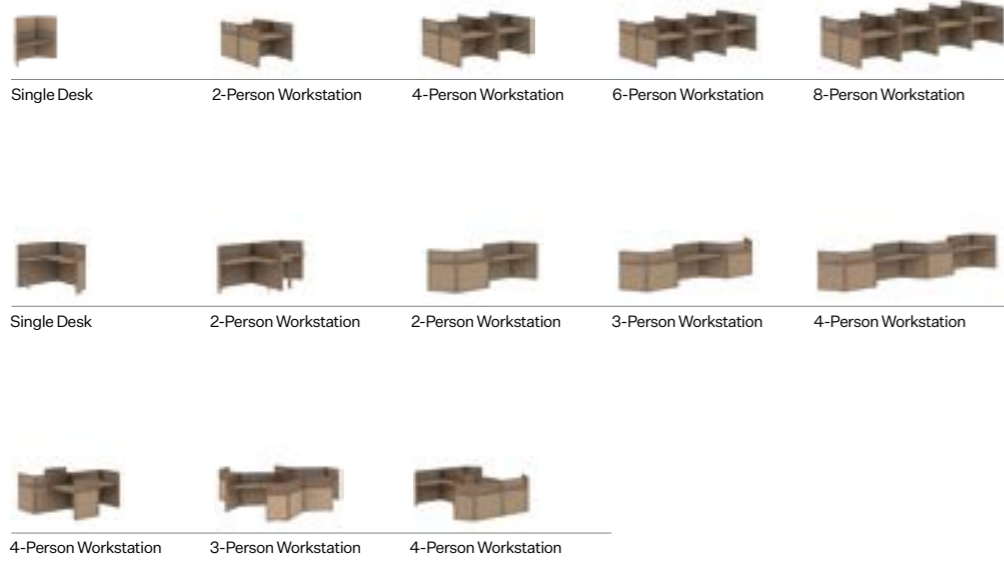


Alveare

Claudio Bellini

Fjord

Workstation



Designer:

**Kadir Cem
Tuğcu**



Fjord, which is designed as a modular partition panel system, at the same time it meets its users with different functions with welcoming and single desk, workstation and TV Unit modules. Fjord's table top is laminated, and in the panels laminate, fabric or etched glass can be preferred.

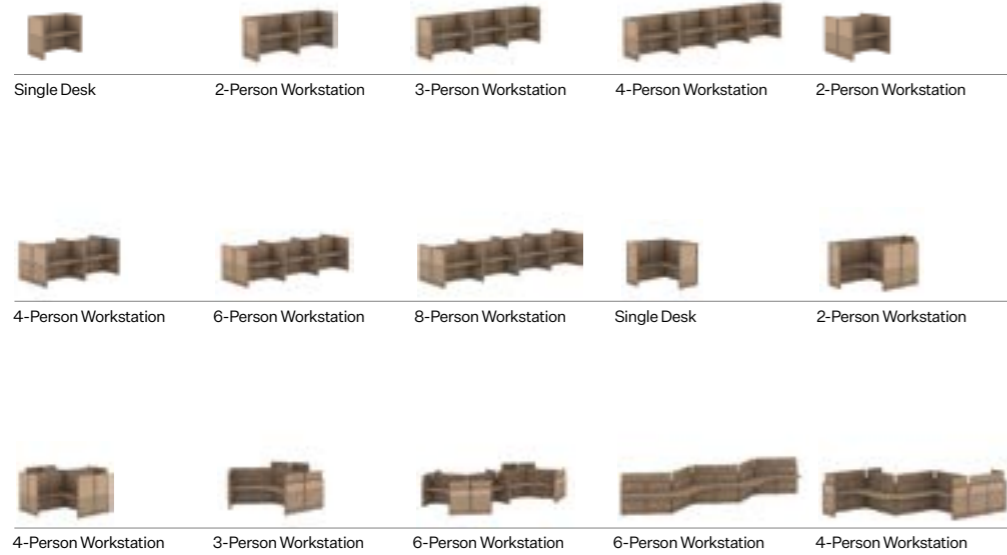


Fjord

Kadir Cem Tuğcu

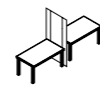
Karma

Workstation




Designer:

**Ersa
Studio**



Karma, with the combination of laminate, melamine, fabric and glass options, is designed as a modular divider panel system, can respond to different needs with a different module structure. While Karma welcoming table differentiates in size and depth, use of acidic glass gives the design a more stylish look.



Karma

Accessories



Big Binder
Tower Box
Cable Box
Nomus
Craft

Big Binder

Accessory



Developed as an alternative storage for working spaces and shared areas, Big Binder offers a functional use as well as an interesting form thanks to its large volume, lower storage compartment and mini shelf tray. Big Binder is a sustainable product that is produced with recyclable materials. The handle on the back of the product brings easy movability.



Designer:

**Erdem Akan
& Boğaç Şimşir**

Tower Box

Accessory



Tower box, with its wheels and leather handle on the side, is made up of a completely metal case, and can easily move. It adds elegance and an appealing look with the colorful epoxy choices to desks that do not have a place for computer cases.



Designer:

**Ersa
Studio**

Cable Box

Accessory



With its portable small form Cable Box is a charger that can provide you with energy wherever you want. The cushioned and non-cushioned options provides both decorative and functional use alongside desks.



Designer:

**Kadir Cem
Tuğcu**

Nomus

Accessory



Bringing a new perspective to desktop accessories, Nomus is a file holder that offers its users free color and module options with parts that can be easily added one after another as desired. You can also personalize Nomus as you wish with parts such as leather or felt pen holders that can be added to the file holder.



Designer:

**Ozan
Akar**

Craft

Accessory



Designed by bending a single material into different shapes, Craft has a maximalist appearance with a minimal and modern design approach.

Designer:

**Ersa
Studio**



Projects



Mondelez
Anadolu Ajansı İstanbul Genel Müdürlük
Rönesans Holding
Ikas
Tece Dekor
Renkler Makine ve Yedek Parça San. ve Ticaret A.Ş

Projects

Mondelez



Sector

Office, Corporate

Location

Istanbul, Turkey

Year

2018

Architectural Office

Jeyan Ülkü Architecture

Applied Spaces

Office Areas

Projects

Anadolu Ajansı
İstanbul
Genel Müdürlük

Sector

Office, Corporate

Location

Istanbul, Turkey

Year

2023

Architectural Office

BaB Architects

Applied Spaces

**Open Offices, Common Areas,
Meeting Areas, Cafe Areas**



Projects

Rönesans Holding



Sector

Office, Corporate

Location

Ankara, Turkey

Year

2018

Architectural Office

Christophe Pillet & Rönesans

Applied Spaces

**Operational Areas, Executive Rooms,
Meeting Rooms**

Projects

Ikas



Sector

Technology

Location

Ankara, Turkey

Year

2023-2024

Architectural Office

-

Applied Spaces

**Operational Areas, Meeting Rooms,
Seminar Room and Common Spaces**

Projects

Tece Dekor



Sector

Office, Corporate

Location

Bursa, Türkiye

Year

2020

Architectural Office

Yalkı + D Architecture

Applied Spaces

**Work Areas, Executive Rooms,
Meeting Areas, Waiting Areas,
Common Areas**

Projects

Renkler Makine ve Yedek Parça San. ve Ticaret A.Ş



Sector

Ofis, Kurumsal

Location

İzmir, Türkiye

Year

2024

Architectural Office

Habitat Design Team

Applied Spaces

**Office Areas, Food Court,
Executive Office Areas**

Operational
2026

Contact

info@ersamobilya.com
shop.ersamobilya.com

www.ersamobilya.com

ersa